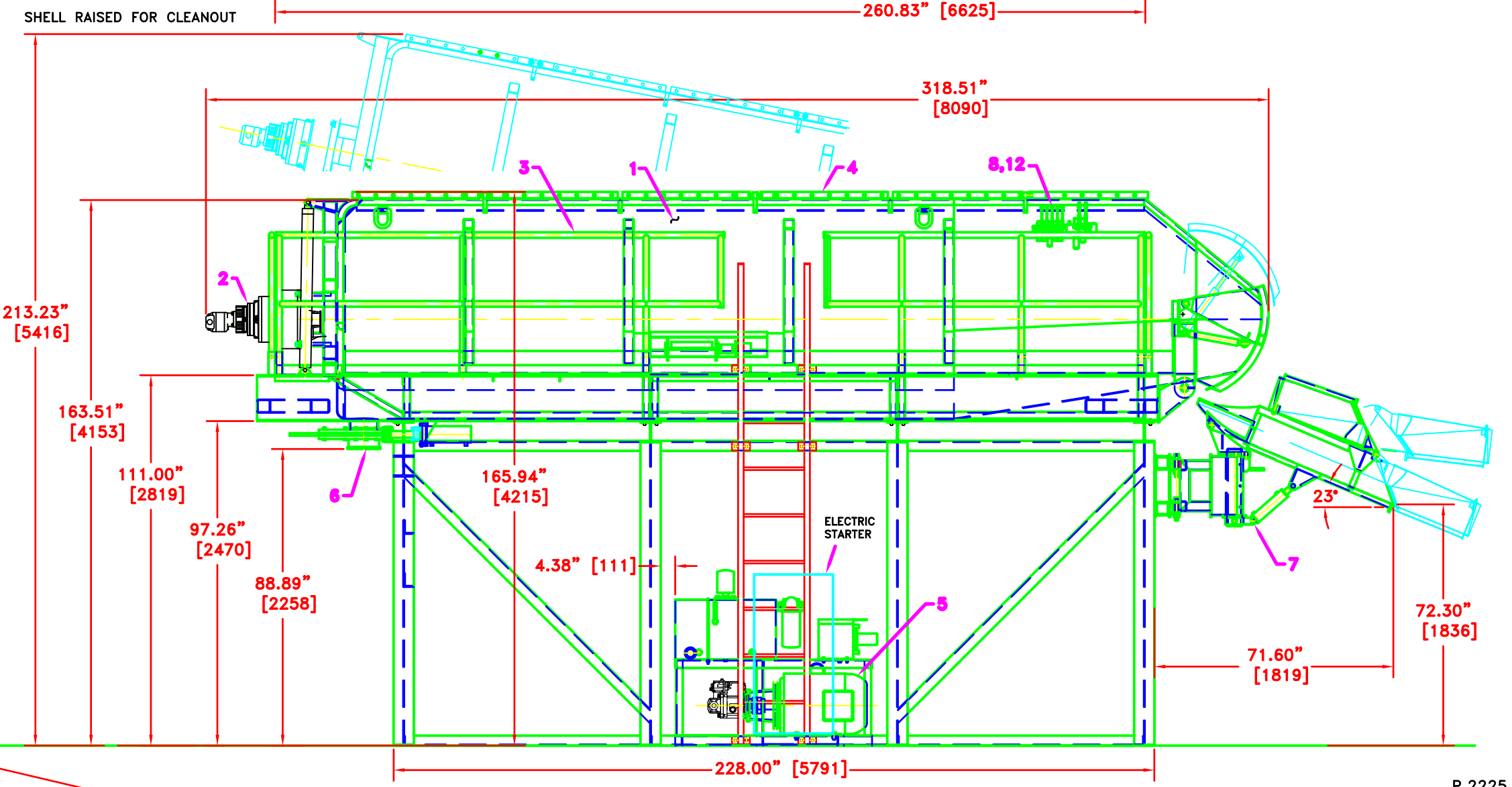
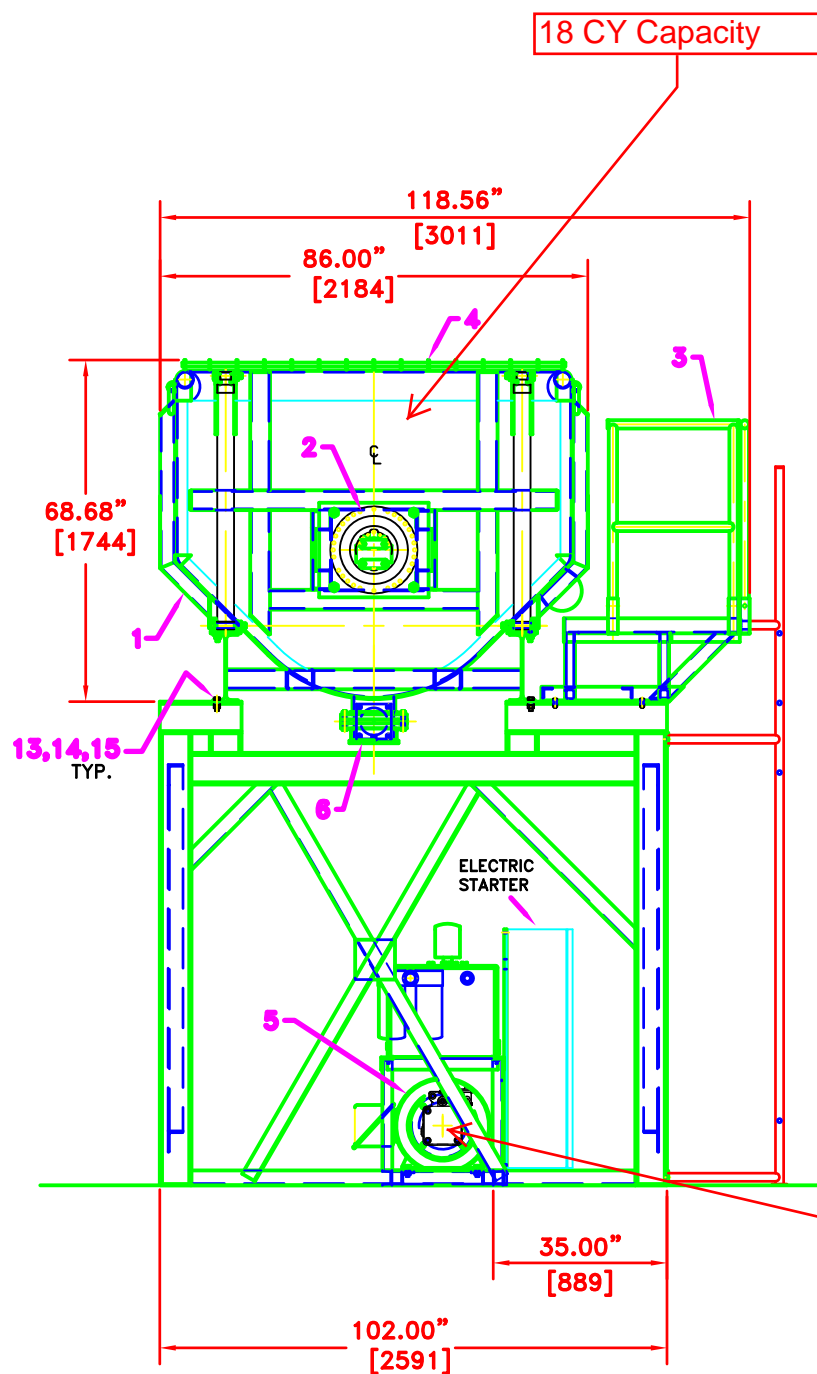
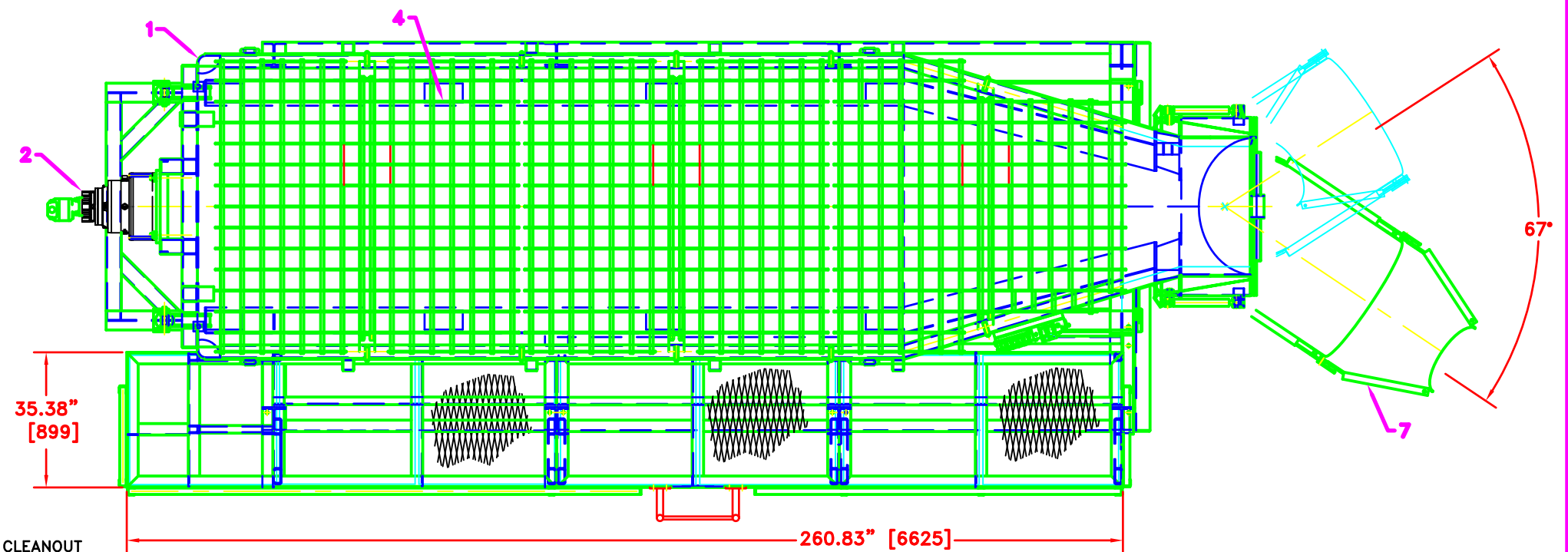


ITEM	QTY.	PART NO.	DESCRIPTION
1	1	40491-1	B BASIC ASSEMBLY - L.H.
2	1	40499	B AGITATOR DRIVE ASSEMBLY
3	1	42141	B PLATFORM/SUBFRAME WELDMENT
4	1	40501	D COVER ASSEMBLY, STD. GRATE
5	1	42142	B POWER UNIT ASSEMBLY
6	1	40504	D KNIFE GATE ASSEMBLY
7	1	42143	B DISCHARGE CHUTE INSTALLATION
8	1	42144	B HYDRAULIC ASSEMBLY
9	1	38180	C DECAL SET - MAXCRETE
10	1	11347	E-STOP BUTTON W/ENCLOSURE
11	1	11064	E-STOP BUTTON W/O ENCLOSURE (N.O.)
12	1	40287	B CHANNEL, VALVE MOUNT
13	8	28227	SCREW, 3/4-10UNC X 2.25" H.H.C.
14	8	23014	NUT, 3/4-10UNC H.H.
15	8	32112	WASHER, 3/4" LOCK



75HP Motor

TOTAL WEIGHT OF MAXCRETE AND FRAME: 11,560 LBS.

[] = MILLIMETERS

TOLERANCES (EXCEPT AS NOTED)		REVISIONS			MAXON INDUSTRIES INC. Milwaukee, Wisconsin		
DECIMAL	FRACTIONAL	NO.	DATE	BY	18 CU.YD. MAXCRETE FINAL ASSEMBLY		
± .010"	± 1/32"	1	12-22-14	J.K.	TZC		
		2			DRAWN BY J.K.	SCALE 1/20	MATERIAL
		3			CHK'D.	DATE 5-8-13	DRAWING NO.
		4			TRACED	APP'D.	42140
		5					

P.2225